

06/17



# GROIN HARNESS

---

## INSTRUCTIONS FOR USE

Codes HN039-HN041




<b>CONTENTS</b>	<b>PAGE</b>
1.0 INTRODUCTION	1
2.0 ILLUSTRATION OF YOUR HARNESS	2
3.0 TECHNICAL DATA	2
4.0 FOR YOUR SAFETY	3
5.0 SETTING UP AND ADJUSTING YOUR PRODUCT	4
6.0 CARE & MAINTENANCE	5
7.0 WARRANTY & SERVICE	6
8.0 CONTINUOUS IMPROVEMENT	6
9.0 SERVICE INSPECTION	7

## **1.0 INTRODUCTION**

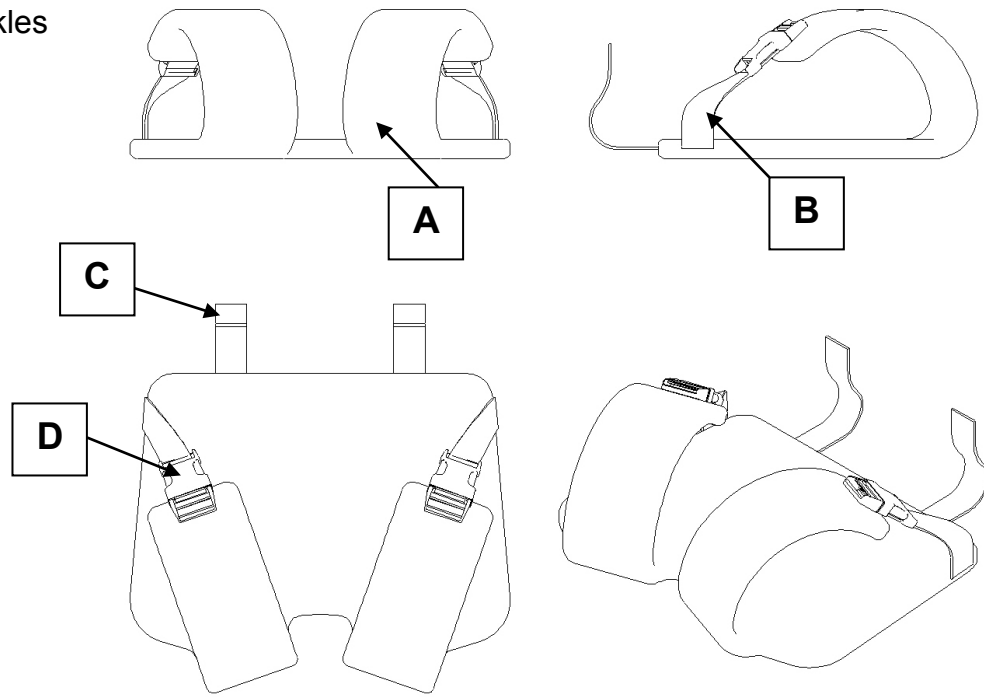
Thank you for choosing the Smirthwaite Groin Harness.

The Groin Harness is a designed to provide support and control of the pelvis. Support is provided over a greater area than with traditional webbing straps and padded for greater comfort. The Harness can be fitted to most of the seating range please see our website or catalogue for more information.

	<p><b>IMPORTANT!</b></p> <p><b>These instructions should be read by all therapists and carers using the equipment and should be retained for future reference. The product should always be used under adult supervision.</b></p> <p><b>Any incorrect use of the product and failure to follow the instructions may put the user at risk or impede the function. If you have any queries using this product or wish for further copies, please do not hesitate to contact Customer Service department on T: +44 (0)1626 835552</b></p>
---	--

## 2.0 ILLUSTRATION OF YOUR GROIN HARNESS

- A. Harness
- B. Leg straps
- C. fixing straps
- D. Buckles



## 3.0 TECHNICAL DATA

The harness is supplied in 3 sizes


**Size 1 (HN031) is intended for sizes 1-2 chairs**

**Size 2 (HN040) is intended for sizes 3-4 chairs**


**Size 3 (HN041) is intended for sizes 5-6 chairs**

Note sizing is based on the Heathfield range please check fitment to occupant before purchasing.

## 4.0 FOR YOUR SAFETY

	<b>STOP!</b>
	<b>Please read these instructions CAREFULLY and THOROUGHLY</b>

- The user should NOT be left unattended whilst using the product. Always ensure a responsible therapist or carer is in attendance.
- If you believe the product to be faulty at any time, **DO NOT USE** – contact Smirthwaite by telephone on +44 (0)1626 835552.
- The therapist should be familiar with the methods of adjustment and have completed all adjustments appropriately to meet the needs of the child before use.
- The product is **ONLY** to be used indoors on a flat level surface.
- Regular maintenance checks and cleaning are essential for the safe use of this equipment (see Section 6.0 Care and Maintenance).
- Always keep this product away from naked flames, cigarettes and sources of heat including open fireplaces, radiators, heaters.
- **DO NOT** fit parts or accessories of other manufacturers to this product unless authorised to do so in writing by Smirthwaite Ltd. Failure to follow these instructions will not only invalidate the guarantee but could make the product dangerous to use. Smirthwaite Ltd will not accept liability for any injury or damage incurred through such malpractices. Any repairs required must be carried out by Smirthwaite Ltd authorised personnel.


	<b>STOP!</b>
	<b>LAP STRAPS &amp; HARNESSSES SAFETY NOTICE</b> Lap straps and harnesses must be appropriate and safe for the user and the users clothing. Lap straps and harnesses must be checked every time the chair is used to ensure they are fitted as prescribed by the clinician, take account of the users clothing and are tightened so that the user cannot sustain injury. Checking the fit of lap straps and harnesses must be done with the user in the chair and should be undertaken as soon as the users sits in the chair.

## 5.0 SETTING UP AND ADJUSTING YOUR PRODUCT

- Your product will be delivered assembled
- The Harness is attached by insert the fixing straps C into the camlocks on the rear of the chair. To do this lift the lever insert the strap and close the lever to lock.
- Ensure all straps are tight before continuing
- The leg straps are adjusted with the tri glide and buckle for fitment to the occupant
- Note if the harness is supplied to be retrospectively fitted you will have also two screws and the camlock to be attached to the rear of the chair
- Check for damage and missing parts prior to use.

If you believe this product to be faulty **-DO NOT USE-**Contact Smirthwaite Ltd on T: +44 (0)1626 835552


## 6.0 CARE AND MAINTENANCE

	<b>IMPORTANT!</b>
	<b>Cleaning is recommended on a regular basis</b>

- Clean upholstery, metal and wooden parts with a damp cloth and mild detergent
- Stubborn marks on wood work should be cleaned by using a soft brush.
- Do not soak or immerse the product in water.
- Store the product in a cool dry place out of direct sunlight.
- DO NOT use bleach, solvents, abrasives, synthetic detergents, wax polishes, antibacterial sprays or wipes.
- For further information please refer to MHRA or your NHS cleaning guidelines.

### 6.1 DAILY CHECKS

- Check all parts for signs of wear and tear or damage.
- Check all screws, lever locks, and handwheels are present and lock satisfactorily.

	<b>STOP!</b>
	<b>The user should not be seated while the checks are carried out.</b>

### 6.2 SERVICE INTERVAL

Harnesses should be serviced every 3 years. Servicing must only be undertaken by a Smirthwaite service engineer, or by a Smirthwaite trained representative.

## **7.0 WARRANTY & SERVICE**

Smirthwaite Ltd warrants the products detailed on your order to be free from defects in materials and workmanship for a period of 2 years from date of delivery. If a fault develops during the period, please call Customer Services by email or telephone 01626 835552 who will advise you on the best course of action. Possible action may be for us to arrange to send out one of our Service Engineers, or have the goods returned to us. Should a repair not be possible within the guarantee period we will replace the product for new or nearest equivalent product. In the unlikely event that we cannot repair or exchange we will refund in full.

This warranty is for the UK only. The warranty excludes faults due to accident, neglect, misuse, not following the Instructions and normal wear and tear. This warranty is in addition to your legal rights. Goods will only be collected from the original delivery address.

A charge may be made where the goods cannot be repaired under the terms of the warranty. You will be advised before this is made.

T: +44 (0)1626 835552 E: [info@smirthwaite.co.uk](mailto:info@smirthwaite.co.uk)

## **8.0 CONTINUOUS IMPROVEMENT**

Smirthwaite Ltd are committed to continuous improvement to their product range. Should you have any suggestions or comments please send them to our product design department at: [info@smirthwaite.co.uk](mailto:info@smirthwaite.co.uk)

Smirthwaite Ltd reserve the right to change the specification or material without prior notice.

For catalogues, help and further information on our products please contact us at:

Smirthwaite Ltd

16 Wentworth Road Heathfield, Devon.TQ12 6TL

T: +44 (0)1626 835552

F: +44 (0)1626 835428

E: [info@smirthwaite.co.uk](mailto:info@smirthwaite.co.uk)

W: [www.smirthwaite.co.uk](http://www.smirthwaite.co.uk)

## 9.0 SERVICE INSPECTION

### 9.1 Product Information

Model:	
Size:	
Date of Manufacture:	
Serial Number:	

### 9.2 Service & inspection record form:

Date	Procedure	Service Personnel





Smirthwaite, 16 Wentworth Road, Heathfield, Newton Abbot, Devon.TQ12 6TL  
T: +44 (0) 1626 835552 F: +44 (0) 1626 835428 E: [info@smirthwaite.co.uk](mailto:info@smirthwaite.co.uk) [www.smirthwaite.co.uk](http://www.smirthwaite.co.uk)