



Introducing Asiento

Our innovative chair for children, teenagers and young adults with moderate to complex needs



Created to achieve improved postural support and symmetry, the Asiento delivers many benefits to the user and those around them, including:

- enhanced eye contact and communication
- improved interaction, breathing and eating
- greater participation in play and activities.



Asiento Features

Developed alongside input from clinical professionals, Asiento has been designed to help the user achieve their full potential while increasing their self-esteem and well-being.

To gain these benefits, it's important that the Asiento is correctly fitted, that's why our dedicated support team are here to help you.



Standard features

- Optional dynamic back
- Bodypoint harness
- Lap strap
- Electric hi-lo base
- Highly adjustable

Available colours



The above colours are from our new deluxe colour range.

Available sizes



Levitex **L**

Suitable for both school and home environments, the Asiento chair also features the option of pressure care relief technology in partnership with Levitex, which has recently been added to our range of postural support seating and changing benches.

Why Asiento?

Developed alongside input from clinical professionals, with high adjustability Asiento delivers excellent clinical benefits while being functional too.

Easy to use tray

The universal tray is easily attached to the armrests. The tray adjusts with the armrests to allow for use on all seat widths and also in depth, providing the best fit possible for all sized users.



1. Multi-adjust headrest
2. Shoulder protractors
3. Swing away laterals
4. Push-bar handles
5. Removable multi-adjust armrests
6. Multi adjust sacral pad
7. Pelvic stabilizer pads
8. Flat / Split seat
9. Adduction pads
10. Abduction pads
11. Multi-positional leg rests

Durable

Accessories are attached to the chair's strong central column making the Asiento robust and sturdy.

Dynamic back

The dynamic back is great for those who have dystonic body movements. The backrest will move with the user and then gently return them to the correct sitting position.

Quiet electric hi-lo base

With the electric hi-lo base, users can smoothly raise and lower the chair to the desired height with a user-operated remote control. It's quiet too, helping those who are sensitive to sound.

Closer contact

The open design of the chassis and pushbike handles allows caregivers to get close to the backrest. This is especially useful for upper-limb therapy, crossing midline, administering care and calming the user after a seizure or when anxious.





Product Specifications

Supporting children & their families for life

Size	1	2	3
Product code	1011	1012	1013
Seat depth (min-max)	176	176	265
Seat width	7.4 - 13.2	11.4 - 18.5	14.4 - 23.6
Back rest height	11.2	16.1	18.9
Seat height from floor (min-max)	13.8 - 16.9	16.5 - 20.1	19.3 - 23.2
Lower leg length (seat to footplate)	11.4 - 22.2	11.4 - 22.2	19.3 - 29
Armrest height (min-max from seat)	8.3 - 12.6	8.3-12.6	4.3-12.8
Lateral supports travel adjustment	4.3 - 12.8	4.3-12.8	4.3 - 12.8
Hip guide travel adjustment	2.7	2.7	2.7
Abduction pad travel adjustment	1.9	1.9	1.9
Adduction pad travel adjustment	1.9	1.9	1.9
Chest width	1.9 - 13.8	9.8-15.4	12.2-17.3
Armrest angle (forwards/backwards)	90°/90°	90°/90°	90°/90°
Back angle (forwards/backwards)	10°/32°	10°/32°	10°/32°
Footrest angle (forwards/backwards)	90°/20°	90°/20°	90°/20°
Footplate angle (plantarflexion/dorsiflexion)	45°/25°	45°/25°	45°/25°
Abduction angle	23°	23°	23°
Adduction angle	23°	23°	23°
Tilt in space (forwards/backwards)	10°/20°	10°/20°	10°/20°
Tray size	30 x 17.3	30 x 17.3	30 x 17.3
Seat width between thighs	9 - 14.6	11.4 - 15.4	13.7 - 17.5

Sizing is in inches & weight in lbs

Contact Us

-  smirthwaite.com
-  +1 212 541 2455  info@smirthwaite.com
-  Smirthwaite USA LLC, 405 Lexington Avenue,
26th Floor, New York, NY10174

