



# Postural Seating



standing • seating • desks • stools  
toileting • bathing • changing • showering

supporting children and  
their families **for life**



# welcome



Since 1986, Smirthwaite Ltd has developed and retained its reputation as one of the leading designers and manufacturers of pediatric equipment, both in the United Kingdom and internationally. Strengthening this position, we launched Smirthwaite USA LLC in 2012. In that time, we have dedicated ourselves to finding and providing effective solutions that offer significant benefits to babies, children and young adults in their daily lives. Working closely with children, parents, caregivers and therapists, we have developed a comprehensive and innovative range of seating, standing, toileting, bathing, changing and showering products.

## Our mission

Is to work together to enhance the lives of people with additional needs using lovingly created specialist equipment to help each person shine.

## Lovingly created

Respected throughout the industry for our technical expertise, we play an active role in helping to shape standards and best practice. We believe in well-made pediatric products that are easy to use and, importantly, can stand the test of time. For added convenience, we have produced product user guides and videos which are available to download.

Our durable products are available in a variety of amazing colours to brighten up any child's room (or to simply to

allow them to choose and enjoy their favourite colour chair, for example). Our bespoke products come in a variety of amazing colours to brighten up any child's room (or to simply to allow them to choose and enjoy their favourite colour chair, for example).

We have a very close relationship with therapists, children and parents which helps us to establish exactly what is required from our products.

## Innovation in our design

Pediatric equipment is often overly complex, difficult to use and expensive to maintain. At Smirthwaite, we believe in well made, easy to use products that stand the test of time. Through close

consultation with leading therapists, parents and users, we ensure our designs offer numerous clinical benefits while maintaining a customer-centric and innovative approach. All products come with a 2 year warranty as standard.

## Easy to clean

All of our products are easy to clean. Our wooden chairs have antimicrobial properties that ensure surfaces are kept hygienic. This helps to reduce any risk of cross infection and is especially useful in multi-user environments such as nurseries and schools. All our upholstery is carefully chosen and all contain antibacterial agents that help against the spread of MRSA, E coli and C dif.

\*DISCLAIMER - Please note there maybe an extended lead time on larger orders that would require transportation on a container versus being able to ship via UPS from the UK.

[www.smirthwaite.com](http://www.smirthwaite.com)



# supporting children & their families for life

## For home or school

Whether for home or school, good posture is at the heart of our special needs chairs. Good posture is crucial in so many ways and our pediatric seating range offers some huge benefits:

- Correctly fitted special needs chairs help children focus on their school work or tasks at home
- Helps children to join in with their friends
- By easing pressure on the digestive system, there is less risk of pain and discomfort when eating
- By reducing the stress and strain of poor posture, children can physically and mentally relax

All of the these can lead to a happier, more confident child.

Every child is unique and special and many of our products can be tailored to fit specific needs. Don't be afraid to ask us about customising our products for your child.

## Inquiries or Orders

You can order our products swiftly and easily online via our website below; or call our friendly Customer Services team on

212 541 2455

[info@smirthwaite.com](mailto:info@smirthwaite.com)



## seating contents

asiento	4
sunni	7
brookfield	8
hardrock	12
heathfield	14
corner chair / hip spica	17
felix	18
juni	20
zoomi / zoomi +	24
colours	26



# Asiento

## NEW!

Developed alongside input from clinical professionals, the Asiento is a strong and highly adjustable chair suitable for children from 1 year old to young adults with moderate to complex needs. Created to improve postural support and symmetry, the Asiento delivers many clinical benefits while being functional too.

### It's durable

Accessories are attached to the chair's strong central column making the Asiento robust and sturdy.

### Dynamic back

The dynamic back is great for those who have dystonic body movements. The backrest will move with the user and then gently return them to the correct sitting position.

### Easy to use tray

The universal tray is easily attached to the armrests. The tray adjusts with the armrests to allow for use on all seat widths and also depths, providing the best fit possible for all sized users.

### Quiet electric hi-lo base

With the electric hi-lo base, users can smoothly raise and lower the chair to the desired height with a user-operated remote control. It's quiet too, helping those who are sensitive to sound.

### Closer contact


The open design of the chassis and pushbike handles allows carers to get close to the backrest. This is especially useful for upper-limb therapy, crossing midline, administering care and calming the user after an epileptic fit or when anxious.

## designed specifically for children, teenagers and young adults with moderate to complex needs

### New deluxe colour range

The following colour options apply to the Asiento:



 Pressure care relief technology in partnership with Levitex has been applied to the Asiento.



### Standard key features



Bodypoint harness



Adjustable side supports



Dynamic back & lap strap



Flip-up footrest & multi-positional leg rests

### Asiento technical data

all dimensions in inches unless otherwise stated

	Size 1	Size 2	Size 3
<b>Code</b>	<b>1011</b>	<b>1012</b>	<b>1013</b>
Max user weight	176	176	265
Seat depth (min-max)	7.4 - 11.8	10.2 - 14.2	14.4 - 23.6
Seat width	11.2	16.1	18.9
Back rest height	13.8 - 17	16.5 - 20.1	19.3 - 23.2
Seat height from floor	11.4 - 22.2	11.4 - 22.2	19.3 - 22.4
Lower leg length (seat to footplate)	8.3 - 12.6	8.3 - 12.6	12.2 - 22
Armrest height (min-max from seat)	4.3 - 12.8	4.3 - 12.8	4.3 - 12.8
Lateral supports travel adjustment	2	2.6	2.6
Hip guide travel adjustment	2.8	2.8	2.8
Abduction pad travel adjustment	1.9	1.9	1.9
Adduction pad travel adjustment	1.9	1.9	1.9
Chest width	9.8 - 13.8	9.8 - 15.4	12.2 - 17.3
Armrest angle (forwards/backwards)	90°/90°	90°/90°	90°/90°
Back angle (forwards/backwards)	10°/32°	10°/32°	10°/32°
Footrest angle (forwards/backwards)	90°/20°	90°/20°	90°/20°
Footplate Angle (plantarflexion/dorsiflexion)	45°/20°	45°/25°	45°/25°
Abduction angle	23°	23°	23°
Adduction angle	23°	23°	23°
Tilt in space (forwards/backwards)	10°/20°	10°/20°	10°/20°
Tray size	26 x 17.3	26 x 17.3	26 x 17.3
Seat width between thighs	9 - 14.6	10.2 - 14.6	13.7 - 17.5

enhancing lives...



# sunni

## School cafeteria chair

Sunni is all about inclusion at meal times at school. It gives children the opportunity to eat and socialize with their friends during school break times instead of eating separately in their own chairs.

## Working with Cerebra

It has been designed along side the Charity Cerebra. Families with a child who has a brain condition face challenges every day. Just to learn, play, make friends, enjoy and experience the world can feel difficult, sometimes impossible. But we believe challenges can be over come.

Cerebra's vision is that every family that includes a child with a brain condition will have the chance to discover a better life together.

Their mission is to listen to families that include children with brain conditions. They use what they tell them to inspire the best research and innovation. Cerebra helps them put the knowledge into practice so they can discover a better life together.

## Benefits of Sunni

- Designed to fit most cafeteria chairs
- Armrests fold away
- Three point harness
- Wipe clean seat pads
- High backrest for taller children
- Easy to transport and maneuver
- Can be used at home and in school
- Available in four vibrant colors



Pictured:  
Sunni with footrest

## Sunni technical data

all dimensions in inches unless otherwise stated

Size	1	1 HB	2	2HB
Seat depth	8.2	8.2	10.1	10.1
Seat width	8.8	8.8	10.8	10.8
Back height	9.9	13.8	11.1	16
Armrest height	5.9	5.9	6.8	6.8
Back angle (°)	3.7	3.7	3.7	3.7
Max user weight (lbs)	33	33	55	55
Product weight (lbs)	6.6	7.7	8.8	9.9

## Optional footrest

An optional footrest is available to give support to the legs when sitting at the table.

## Colors



# brookfield

**NEW**   
plus size 5  
now available



We heard your feedback and have made necessary adjustments to meet your needs. Our new brookfield and hardrock specifications offer better value and are more cost-effective with quicker lead times, without compromising quality. Expect less fuss and fewer accessories, making it easier to use. Take a look...

### New brookfield specifications

- Low, moulded back
- Contoured seat with buckle strap
- Includes standard 2 point strap
- Ocean blue

### Increased stability

The Brookfield is a robust chair for children from an early age to young adults who require moderate levels of postural support when seated. The Brookfield has a unique moulded back as standard to promote central alignment while your child is seated.

### Greater adjustability

The Brookfield offers seat height and depth adjustability. As an additional feature, the back can also be adjusted in height. This allows even greater flexibility and enables the chair to grow with your child.

### Perfect for customization

Each child is unique. The Brookfield has been carefully designed to provide your child with a high level of customization; this means that the needs of your child are brought to the forefront. By using the chair and the accessories together we can offer a highly tailored solution.

### Brookfield technical data

all dimensions in inches unless otherwise stated

Item #	Size*	Seat to floor height**	Width	Seat depth	Back height	Max user weight (lbs)	Product weight (lbs)
6571	1LB	10.0 - 13.0	12.8	8.7 - 12.6	14.4 - 19.3	121.3	26
6573	2LB	11.0 - 15.0	14.4	10.8 - 15.2	16.1 - 20.9	143.3	39
6575	3LB	13.6 - 17.5	17.1	14.0 - 18.3	17.7 - 23.2	165.3	51
6577	4LB	16.7 - 22.6	17.1	16.7 - 22.4	19.9 - 25.4	187.4	62
6579	5LB	23.6 - 29.5	21.6	17.1 - 23.6	23.6 - 29.5	331	70

\*\*Height of chair with contoured seat.

# brookfield accessories




**Pommel**  
ITEM # PL010 & PL012  
Encourages hip abduction



**4 mobile legs with 3in casters**  
ITEM # LG001 - LG004  
Casters can be locked



**Reversible footboard**  
ITEM # FB002 - FB004  
Provides foot support & prevents unwanted chair movement



**Adjustable footrest**  
ITEM # FR002 - FR004  
The sides help to keep feet contained. Easy height adjustability



**Folding footrest<sup>1</sup>**  
ITEM # FR015 - FR017  
Facilitates standing transfer  
Foot plates fold away to the side



**Footplate & straps<sup>2</sup>**  
ITEM # FP003 - FP005  
Ensures that feet are firmly in position



**Adjustable height push handle**  
ITEM # PH018, PH020 & PH022  
For optimum push position



**Mobile dolly base**  
ITEM # DL002 - DL004  
Easy to manoeuvre with swivel multi-positional casters



**Pelvic cushions single or double thickness (pair)<sup>3</sup>**  
Provides hip and thigh support  
Available in various sizes



**Headrest or back extension**  
ITEM # HR004



**Knee blocks**  
ITEM # KN001  
Provides knee position  
Encourages hip abduction



**Tray**  
ITEM # TR003 - TR005  
Provides trunk support  
Additionally can be used for activities.

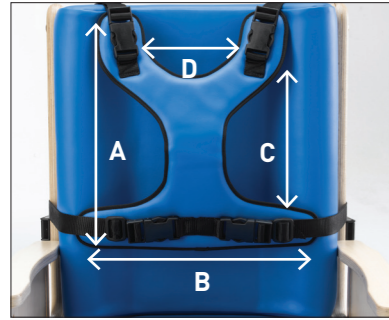
<sup>1</sup> Must be factory fitted at the time this product is ordered

<sup>2</sup> Only available in conjunction with a Mobile dolly base, Reversible footboard or Skis with half & full footrest

<sup>3</sup> Available as double cushions (pair) size 1+1in, 1.5+1in & 2+1in and singular cushions (pair) size 1in, 1.5in & 2in - please ask for ITEM #s


# harness measurements

brookfield, heathfield & combi



**Teenage Harness**  
all dimensions in inches

Size	1	3
A	12.2	14.1
B	11	13.3
C	7	9
D	5.9	6.2



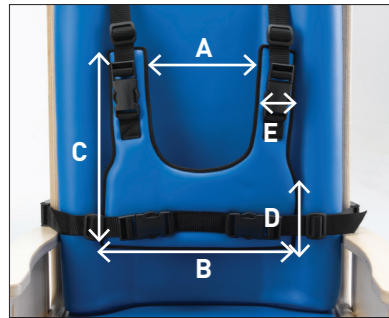
**Zipped Jacket**  
all dimensions in inches

Size	1	2	3
A	2.7	3.5	11
B	9.4	11.4	12.9
C	10	12.5	13.9
D	2.7	3.5	4.3
E	1.9	1.9	2.1




**Butterfly Harness**  
all dimensions in inches

Size	One Size
A	2.7
B	9.4



**Bib Harness (padded)**  
all dimensions in inches

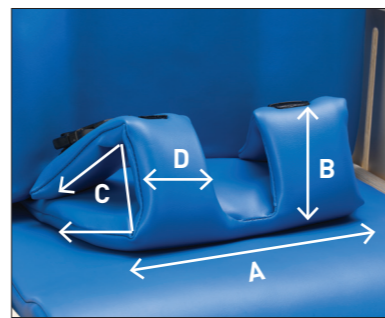
Size	1	2	3
A	4.3	5.5	6.8
B	9	10.4	12.5
C	8.6	11	12.2
D	3.5	5.1	6.1
E	2.3	2.5	2.9



**Waitcoat Harness**  
all dimensions in inches


Size	1	2	3
A	1.9	3.9	5.1
B	5.9	7.8	10
C	12.2	15.3	8.6
D	3.9	5.9	8.6
E	1.9	1.9	2.5
F	24.8	30.7	38.5

F = circumference front to back



**Groin Harness**  
all dimensions in inches

Size	1	2	3
A	9.4	10.6	12.5
B	6.8	9.8	11
C	14.7	18.5	23.6
D	2.5	3.1	3.5
Weight	330	440	661



**4-Point Harness**  
all dimensions in inches

Size	1	2	3
A	9	11	11.4
B	11	11	11.8

# harness measurements

samba & hardrock




**Soft Cross Harness**  
all dimensions in inches

Size	1	2	3	4
A	18.1	20	22.4	24.8
B	1.9	1.9	1.9	1.9



**Groin Harness**  
all dimensions in inches

Size	1	2	3	4
A	8.6	8.6	8.6	11
B	6.2	6.2	6.2	8.6
C	6.2	6.2	6.2	6.2
D	1.9	1.9	1.9	2.7
E	10.6	10.6	10.6	10.6
F	1.9	1.9	1.9	2.3



**Mid-line support harness with sheepskin pad**

Size	1	2	3	4
A (cm)	16	16	16	20
B (cm)	12	12	12	12
C (cm)	7-17	7-17	7-17	7-17

Smirthwaite harnesses offer comfort whilst maintaining secure positioning in all our seating systems. A range of colours and fabrics are available and 'made to measure' solutions and modifications can be made upon request.

Designed for use on Smirthwaite products only.



**NEW**   
plus size 5  
now available

# hardrock

**NEW**   
**plus size 5**  
**now available**



### New hardrock specifications

- Low back
- Fully slotted
- Standard 2 point lap strap
- Anti thrust cushions
- Ski transporter base
- Blue



### Robust and durable

The Hardrock is an extremely durable and robust chair that has been specifically designed for children who are prone to rock repetitively. The Hardrock provides moderate levels of postural support and is suitable for both school and home environments.

### Tailoring to the child's needs

It can be a challenge to engage children with complex learning difficulties in educational and everyday activities. The Hardrock tackles this issue and offers a positive solution. It provides a safe environment and one that is conducive to learning.

### Posture matters

The Hardrock uses an anti-thrust system and anterior pad to provide secure postural management within clearly defined boundaries. Thoracic supports and stabilizers are available for children who exhibit sideways motion.

### Hardrock technical data

all dimensions in inches unless otherwise stated

Item #	Size	Seat to floor height	Width	Seat depth	Back height	Max user weight (lbs)	Product weight (lbs)
8202	2	10.2 - 16.1	13.8	11.8 - 16.3	19.3	132.3	80
8203	3	11.4 - 17.3	16.9	14.6 - 19.1	22.4	154.3	90
8203LB (low back)	3	11.4 - 17.3	16.9	14.6 - 19.1	18.5	154.3	88
8204	4	14.8 - 20.6	18.5	15.7 - 21.7	26.6	198.4	113
8205	5	16.7 - 21.6	21.6	17.7 - 23.6	25.5	331	132

# hardrock accessories



**Trunk supports with straps**  
 ITEM # SP010 - SP011  
 Provides additional trunk support



**Pommel**  
 ITEM # PL020 - PL021  
 Encourages hip abduction



**Tray retaining strap set**  
 ITEM # ST056  
 Secures the tray and keeps the tray in the desired position



**Moulded pelvic support**  
 ITEM # SP017 - SP019  
 Provides snug contoured support



**Samba style headrest**  
 ITEM # HT014 - HT015  
 Provides extra support for the head  
 Can be shaped by adjusting the sides  
 Available in two sizes:  
 Size 1 - 12.7 (w) x 4.7 (h)  
 Size 2 - 15.2 (w) x 4.7 (h)



**Footplate & heel huggies**  
 ITEM # FP017 - FP019  
 Provides extra foot support

Hardrock chair comes complete with mobile base, 4 point pelvic belt and either a high or low back (8203LB) slotted upholstery as standard.



Hardrock size 5

# heathfield

## The perfect start

Heathfield is the perfect starter chair for very young children with sizes up to young adults who require minimal levels of postural support when seated. Its unobtrusive design means that it fits well into nursery, school and home environments.

## A natural choice

We believe in wood as a natural material for our chairs. Wood is extremely durable and it holds a contemporary beauty that makes it aesthetically pleasing while being environmentally friendly. Our timber comes from sustainable sources and offers thermal properties that make it warm to the touch.

## Meeting your child's needs

The Heathfield and its many accessories work in partnership together to provide support and comfort for your child. We recognize that every child is different and the numerous configurations of the Heathfield will ensure that the chair is tailored to your child's needs.



The Heathfield chair comes complete with a buckle pelvic strap, adjustable armrests and a contoured seat.


## Heathfield technical data

all dimensions in inches unless otherwise stated

Item #	Size	Seat to floor* height	Width	Seat depth	Back height	Max user weight (lbs)	Product weight (lbs)
6901	1	7.1 - 9.1	9.4	7.1 - 9.4	9.8	55.1	11
6902	2	7.9 - 11.8	11.0	8.7 - 12.2	11.0	99.2	13
6903	3	9.4 - 14.6	12.8	10.2 - 13.4	12.6	110.2	18
6904	4	11.4 - 15.4	14.4	12.6 - 15.7	14.4	132.3	35
6905	5	12.8 - 16.7	17.1	14.6 - 18.1	16.5	154.3	44

\* Height of chair with contoured seat. The height with a flat seat is 1 inch less

# heathfield accessories



**Skis**  
ITEM # SK001 - SK005  
Provides greater stability to avoid tippy-ness



**Ski & full footrest**  
ITEM # SK023 - SK027  
Provides foot support and offers greater stability



**Mobile dolly base**  
ITEM # DL006 - DL010  
Easy to move with swivel multi-directional casters



**Reversible footboard**  
ITEM # FB006 - FB010  
Foot support that prevents unwanted chair movement



**Adjustable footrest**  
ITEM # FR005 - FR009  
Easy to adjust footrest  
The sides of the footrest help to keep feet within the chair



**Minimum raise mobile base**  
ITEM # MB005 - MB007  
Facilitates standing transfer  
Easy to maneuver  
Only available with sizes 3 - 5 chairs



**Four point harness**  
ITEM # HN001 - HN004  
Supports the trunk and can provide stability.



**Groin harness**  
ITEM # HN039 - HN041





# heathfield accessories



**Pelvic cushions – double thickness (pair)<sup>1</sup>**  
 ITEM # CS050 - CS053, CS230- CS234, CS077 - CS080  
 Decreases seat width  
 Available in various sizes



**Pelvic cushions – single thickness (pair)<sup>2</sup>**  
 ITEM # CS005 - CS008, CS014 - CS017, CS023 - CS026  
 Provides hip and thigh support  
 Available in various sizes



**Pommel<sup>5</sup>**  
 ITEM # PL001 - PL002, PL013 - PL014  
 Encourages hip abduction



**Footplate & straps<sup>3</sup>**  
 ITEM # FP001 - FP005  
 Ensures feet are firmly in position



**Knee blocks<sup>3,5</sup>**  
 ITEM # KN001  
 Maintains knee position  
 Encourages hip abduction  
 Only available with sizes 3 - 5 chairs



**Adjustable height push handle**  
 ITEM # PH010 - PH014  
 Adjusts to achieve optimum push position.  
 To be used in conjunction with a Mobile dolly base or Minimum raise mobile base



**Tray<sup>4</sup>**  
 ITEM # TR001 - TR005  
 Promotes trunk support  
 Additionally can be used for activities, playing and feeding



**Quick release tray<sup>6</sup>**  
 ITEM # TR101 - TR104  
 The tray comes in white and only available on chairs sizes 1-4

1 Available in sizes 1+1in, 1.5+1in & 2+1in  
 2 Available in size 1in, 1.5in & 2in  
 3 Only available in conjunction with a Mobile dolly base, Reversible footboard or Skis with half & full footrest  
 4 Heathfield chair sizes 1 & 2 must have a suitable stabilizer (footrest, mobile dolly base or skis) when attaching trays  
 5 The Pommel and Knee Blocks cannot be used together  
 6 Heathfield chair sizes 1 & 2 must have a suitable stabiliser e.g. footrest/dolly/skis in order to accommodate tray

# corner chair



## Maximum adjustability

The Corner Chair offers high level of adjustability in the back, side angle, side pad, headrest and pommel. This means that the chair can be positioned to suit your child's individual needs while also enabling the chair to easily grow with your child. Maximum user weight of 187lbs.

## Floor level support

Our Corner Chairs are ideal for young children who need to develop sitting balance. During floor sitting some children are inclined to fall back or sideways if they overstretch or lose concentration. Our Corner Chairs are designed to provide support at the back and sides of children to improve their sitting balance. This encourages social interaction and allows them to engage in floor-based activities without the risk of falling over. The pommel at the front is designed to keep legs abducted to promote a stable posture.

## Corner Chair technical data

all dimensions in inches

Item #	Size	Height range	Width	Seat depth
5501	1	16.1-20.4	15.7	11.8
5502	2	20.4-25.9	15.7	11.8
5503	3	21.7 - 27.2	17.7	13.7

# hip spica

## Support and comfort

Our range of Hip Spica chairs has been specifically designed for young children who are in plaster casts following hip surgery and require supportive seating.

## Portable Hip Spica chair

The new design offers high levels of adjustability and creates a lightweight solution. The Portable Hip Spica features a new slimline design and can easily be dismantled so it's simple to transport. It is supplied with a 5-point harness and quick release tray as standard.



## Portable Hip Spica chair technical data

all dimensions in inches

Item #	Size	Seat height	Footprint	Tray size	Max user weight lbs	Product weight lbs
5596	1	8.3 - 14.2	22.0x26.0	21.7 x 17.3	55	22

# felix

## simple stackable school chair



### Comfortable learning

Standard classroom chairs can be uncomfortable for a whole day of learning but Felix comes with a seat and back cushion all in one, this gives that little extra padding on the seat and back. The Felix chair provides postural support when needed, when a child is comfortable learning becomes more effective.

### Simple features

Felix is stackable, an important feature for any classroom at the end of a working day. The cushions are easily removable and wipeable. They come in six vibrant colors and the chair comes in five sizes. Felix also comes flat packed with easy to follow assembly instructions reducing packaging and making it easier for delivery and handling.

### Classroom chair

Felix has been designed as an active classroom arm chair. The lateral side arm rests not only provide support while seated but it also facilitates the sit to standing movement and vice versa. The shape of the seat and back promotes good posture and the design of the chair legs provides stability and prevents tipping.

# felix

## Felix technical data

all dimensions in inches unless otherwise stated

Size	Seat to floor height	Seat Width	Seat depth	Max user weight (kg)	Product weight (kg)
1	10	11 1/2	8 1/2	165	8
2	12	13	10 1/2	176	10.5
3	14	14 1/2	12 1/2	198	14
4	16	16	14 1/2	242	18
5	17 1/2	16	14 1/2	242	22

Colours	Size 1 Item #	Size 2 Item #	Size 3 Item #	Size 4 Item #	Size 5 Item #
pink	8166	8167	8168	8169	8170
teal	8171	8172	8173	8174	8175
lime	8176	8177	8178	8179	8180
cobalt	8181	8182	8183	8184	8185
red	8101	8102	8103	8104	8105
blue	8161	8162	8163	8164	8165



# juni



## for dynamic learning

Whether in the classroom, nursery, or at home, good posture when seated creates a positive experience for your child; fine motor skills develop, confidence increases and the ability to engage and learn becomes easier. The Juni chair has a contemporary appeal that helps to promote social inclusion.

### Highly adjustable

We understand that your child's needs change during each stage of growth and development. Seat height and depth as well as armrest height can all be easily adjusted. The backrest can be reclined by 5° increments (from 95° to 105°), while it also features a unique built-in lumbar support.

The Juni chair comes with contoured seat and backrest, built-in lumbar support, pelvic strap, height and depth adjustable seat, height adjustable armrests as well as angle adjustable backrest as standard.

### Posture at its foundation

Juni's seat and backrest both provide unique contouring. This promotes better posture, gives higher levels of comfort and helps your child feel more secure and stable in the Juni. It is our vibrant chair for children who require minimal levels of postural support when seated.

### Juni technical data

all dimensions in inches unless otherwise stated

Size	1	2	3	4
Seat to floor height	6.3 - 8.7	7.9 - 11.0	9.4 - 13.4	11.8 - 15.7
Width	9.4	11.0	12.8	14.4
Depth	7.1 - 9.4	8.7 - 11.8	10.2 - 14.2	12.6 - 16.5
Back height	10.2	11.4	12.8	15.7
Back angle (°)	95/100/105	95/100/105	95/100/105	95/100/105
Max user weight (lbs)	66.1	88.2	110.2	132.3
Product weight (lbs)	9	13	17	22

Color	Item #'s			
Blue	16031	16032	16033	16034

# juni accessories

We've worked in close collaboration with therapists, parents and children to ensure that our products meet and surpass your expectations. Through your valuable feedback the Juni also has companions: highly adjustable Juni Table, Juni Hi & Lo Boosters and Juni Hi Lo Base to overcome height issues at home, nursery and school.

### Juni Table

The Juni table offers two key benefits; the legs are adjustable so your child can work or play at the correct height and the table folds, which allows for easy storage. Perfect companion to your favorite Juni chair.



### Juni table technical data

all dimensions in inches unless otherwise stated

Size	1	2
Height	12.2 - 17.7	15.7 - 23.6
Width/length	27.6	30.7
Depth	20.9	23.2

Color	Item #	
Blue top	2431	2432
Natural top	2421	2422

\* Castors with brakes are sold as an accessory (Item # JB001); this will increase the height of the Juni Booster by 2.56 inches

### Juni Hi Lo Rolling Base

We understand the challenges of the classroom and home environment. Height adjustment is now easy with our Juni Hi Lo Base. The slimline footprint of the base makes this the ideal solution to fit under most classroom desks. So now, you can use your Juni chair together with the Juni Hi Lo Base by simply attaching it to the plate on top of the base; or use the chair independently where height adjustment's are not needed.



### Juni Hi Lo Base technical data

all dimensions in inches unless otherwise stated

Size	1		2	
Dimension	Min	Max	Min	Max
Seat to floor height	6.3	22.4	7.9	22.4
Lower leg length to footrest	6.3	8.7	7.9	11.0
Push handle height	19.7	39.4	19.7	39.4
Base length and width	25.5 x 20.5		25.6 x 20.5	
Max user weight (lbs)	66.1		88.2	
Product weight (lbs)	23.1		23.1	

Color	Item #'s	
Natural Footrest	HL141	HL142



**Dolly Base**  
 ITEM # PH101 - PH104  
 Facilitates manoeuvrability of your Junii chair  
 Available in 4 sizes



## juni accessories




**Skis**  
 ITEM # SK101 - SK104  
 Helps to stabilize and prevent chair movements



**Mobile skis & footrest**  
 ITEM # MK101 - MK104  
 Gives clearance to facilitate standing transfer. Includes a sliding footrest & push handle.



**Ski & footboard<sup>1</sup>**  
 ITEM # SK111 - SK114  
 Provides foot support and offers greater stability



**Footrest**  
 ITEM # FR051 - FR054  
 Height and angle adjustable footrest. Can be attached to the Junii or used separately.



**4-point harness**  
 ITEM # HN231 - HN234  
 Provides additional trunk support



**Quick release tray**  
 ITEM # TR101 - TR104  
 White quick release tray



**Side support cushions**  
 Provides hip and thigh support  
 Available in 1 or 2 inch sizes. Sold as a pair.  
 ITEM # - 1 Inch CS531 & CS532  
 ITEM # - 2 Inch CS631 & CS632



**Pommel**  
 ITEM # PL131 & PL132  
 Encourages hip abduction. Can be removed with a hand tool.



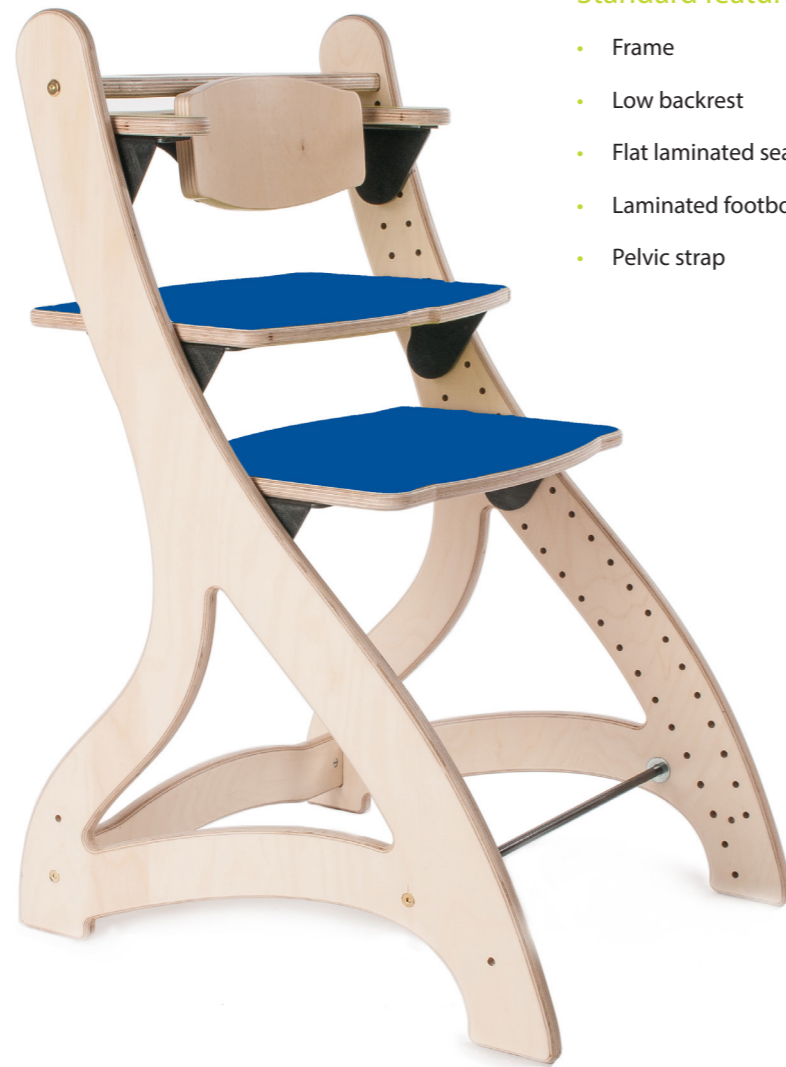
# zoomi

## Benefits of Zoomi

- Economical seating solution
- Grows with your child
- Highly adjustable
- Tailored to the needs of your child
- Contemporary design
- Easy to clean
- Stable base with slimline footprint
- Can be used at home and in school

## Our standard Zoomi

The standard Zoomi is ideally suited to the classroom and home. Both the seat and footrest can be easily adjusted to the appropriate height and depth, allowing the chair to accommodate your child's needs as they grow.



## Standard features

- Frame
- Low backrest
- Flat laminated seat
- Laminated footboard
- Pelvic strap

## Zoomi technical data

all dimensions in inches unless otherwise stated

Size	1	
Seat to floor height range	4.3 - 24.2	
Seat width	17.7	
Seat depth	21.7	
Back height	10.2	
Back angle (°)	95/100/105	
Frame height	31.9	
Max user weight (lbs)	187.4	
Product weight (lbs)	35	
Colour	Zoomi standard	Zoomi +
Blue	13031	13032

## Perfectly customizable

With multiple options to cater for a variety of users, Zoomi can be uniquely configured to meet the needs of your child. We have put together two simple options:

- Standard Zoomi
- Zoomi+

# zoomi+

## One size fits all

Zoomi's innovative and unique seating system has been designed to grow with your child, covering an extensive age range, all the way up to young adults.

## Zoomi+


Following collaboration with a number of therapists, we have developed Zoomi+. Complete with low back padded cover, armrest, quick release tray, 5-point harness, flat padded seat, slotted footrest and mobile skis, it offers the ideal solution for children who require a little extra postural support.

## Standard features

- Frame
- Low back padded cover
- Armrest
- Quick release tray
- 5-point harness
- Flat padded seat
- Slotted footboard
- Mobile skis



**Armrest**  
ITEM # AR019  
Provides arm support  
Used for the Quick release tray



**Quick release tray**  
ITEM # TR104  
Helps to stabilize trunk  
Available in white only  
Must be used with armrest

helping children shine



## colors

The majority of our seating products are typically stocked in blue.

While alternative color choices are available, these options constitute custom products, resulting in extended lead times due to their personalized manufacturing and shipping process (unless otherwise stated in the catalog).



seating • standing • desks & stools • toileting & bathing • changing & showering

a helping hand around  
the World



always here to help

USA Contact Details:

telephone

212 541 2455

email

[info@smirthwaite.com](mailto:info@smirthwaite.com)

website

[www.smirthwaite.com](http://www.smirthwaite.com)

Smirthwaite USA LLC

405 Lexington Avenue, 26th Floor

New York NY10174



Smirthwaite reserves the right to modify product specifications at anytime without prior notification.  
All measurements are approximations and can vary depending on the wood and materials used.  
All details shown are correct at time of print. Smirthwaite® is a registered trade mark of Smirthwaite Limited.